


# WELL STAR - In-Grade - Low Voltage Driver - LED High-Power - Brass - Round - Faceplate Flush Mount - Adjustable



## Technical

Delivered Lumens: -  
 Input voltage: 120V, 120-277V

## Light Source

Clear Filters

Light Source	Optic	CCT (K)	CRI	Input Power (W)	Delivered Lumens (Lm)	CBCP	MacAdam Ellipse (SDCM)	Operating Current (mA)	L70 (Hours)	L90B10 (Hours)	IES File	Diagram CONE
--------------	-------	---------	-----	-----------------	-----------------------	------	------------------------	------------------------	-------------	----------------	----------	--------------

## Drivers

Clear Filters

Control	Input Power (W)	Input Voltage	Power Factor	THD (%)	Operation Ambient Temperature	InRush Current	Output Current	Output Power (Max-W)	Output Voltage (Range)	Dimming (Range)
---------	-----------------	---------------	--------------	---------	-------------------------------	----------------	----------------	----------------------	------------------------	-----------------

## Transformer

Clear Filters

Control	Max Load (W)	Input Voltage	Power Factor	THD (%)	Operation Ambient Temperature	Output Current	Circuit Breaker	Min Load (W)
---------	--------------	---------------	--------------	---------	-------------------------------	----------------	-----------------	--------------


NON	20							
NON	10							
ELV, NON	60		95					
NON	75		95					

## Finishes

### STANDARD FINISHES



### BRASS FINISHES




### PREMIUM FINISHES



### RAL COLORS



## Options



## Accessory

## Mountings

## Mountings With A Power Supply