

# MINI MICRO - Wall Mount - Low Voltage Driver - LED High-Power - Brass - Surface Mount - Cap D - Dual - Downlight And Uplight



## Technical

Delivered Lumens: -  
 Input voltage: 120V, 120-277V

## Light Source

Clear Filters

Light Source	Optic	CCT (K)	CRI	Input Power (W)	Delivered Lumens (Lm)	CBCP	MacAdam Ellipse (SDCM)	Operating Current (mA)	L70 (Hours)	L90B10 (Hours)	IES File	Diagram CONE
--------------	-------	---------	-----	-----------------	-----------------------	------	------------------------	------------------------	-------------	----------------	----------	--------------

## Drivers

Clear Filters

Control	Input Power (W)	Input Voltage	Power Factor	THD (%)	Operation Ambient Temperature	InRush Current	Output Current	Output Power (Max-W)	Output Voltage (Range)	Dimming (Range)
---------	-----------------	---------------	--------------	---------	-------------------------------	----------------	----------------	----------------------	------------------------	-----------------

## Transformer

Clear Filters


Control	Max Load (W)	Input Voltage	Power Factor	THD (%)	Operation Ambient Temperature	Output Current	Circuit Breaker	Min Load (W)
---------	--------------	---------------	--------------	---------	-------------------------------	----------------	-----------------	--------------

NON 20


NON 10

## Finishes

### STANDARD FINISHES



### BRASS FINISHES




### PREMIUM FINISHES



### RAL COLORS



## Options



## Accessory

## Mountings

## Mountings With A Power Supply