

ARTI STAR - Floodlight - Line Voltage Driver - Lamp MR16 Gu5.3 - Aluminum - Anchor Base - Cap E - Height: 24"



Technical

Delivered Lumens:

Light Source

[Clear Filters](#)

Light Source	Optic	CCT (K)	CRI	Input Power (W)	Delivered Lumens (Lm)	CBCP	MacAdam Ellipses (SDCM)	Operating Current (mA)	L70 (Hours)	L90B10 (Hours)	IES File	Diagram CONE
--------------	-------	---------	-----	-----------------	-----------------------	------	-------------------------	------------------------	-------------	----------------	----------	--------------

Drivers

[Clear Filters](#)

Control	Input Power (W)	Input Voltage	Power Factor	THD (%)	Operation Ambient Temperature	InRush Current	Output Current	Output Power (Max-W)	Output Voltage (Range)	Dimming (Range)
---------	-----------------	---------------	--------------	---------	-------------------------------	----------------	----------------	----------------------	------------------------	-----------------

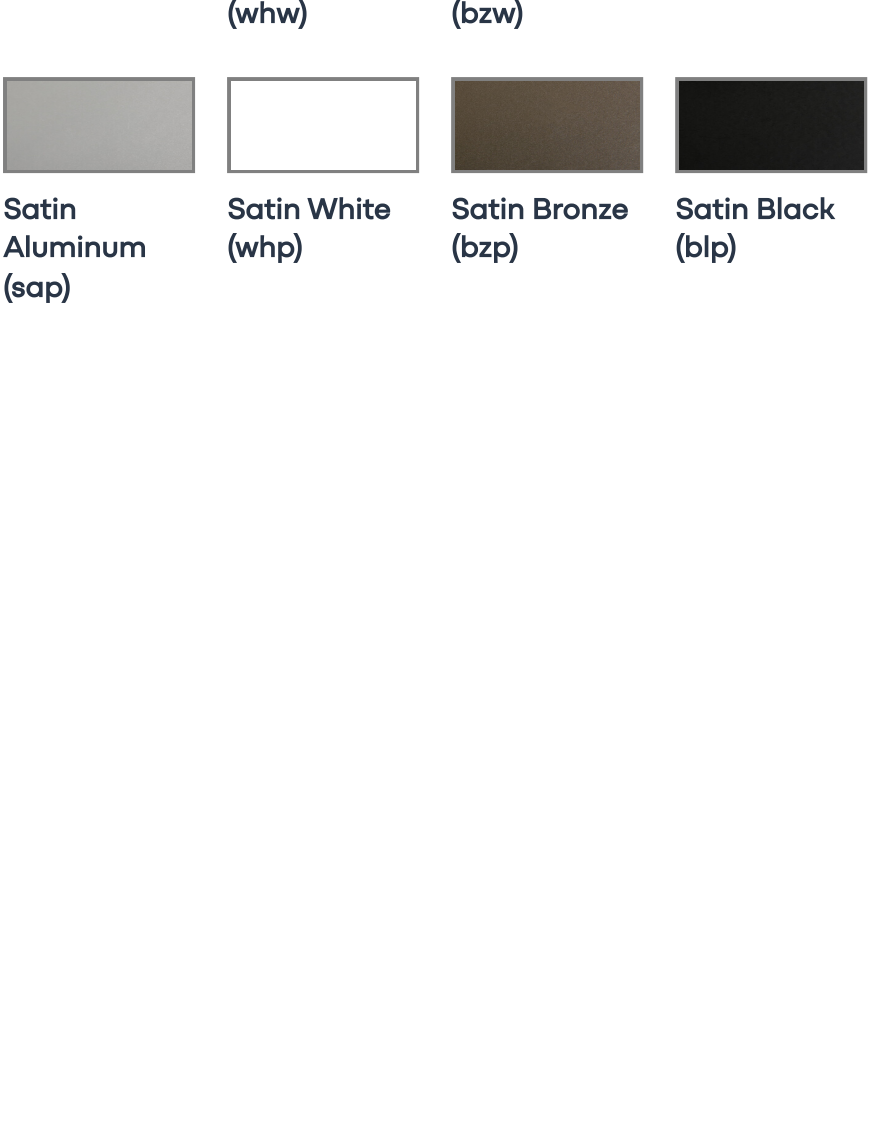
Transformer

[Clear Filters](#)

Control	Max Load (W)	Input Voltage	Power Factor	THD (%)	Operation Ambient Temperature	Output Current	Circuit Breaker	Min Load (W)
NON	75		95		1000		1000	1000
NON	20							
NON	10							
ELV, NON	60		95					

Finishes

STANDARD FINISHES

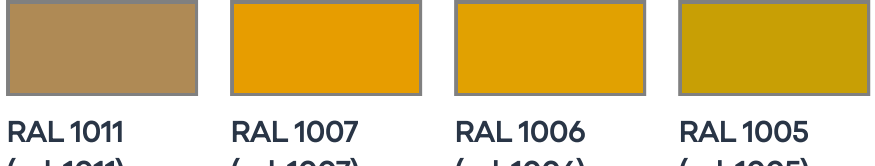


PREMIUM FINISHES



RAL COLORS



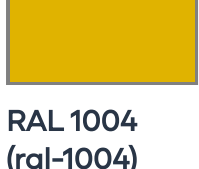


RAL 1011
(ral-1011)

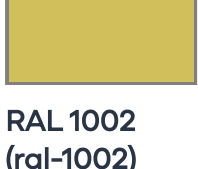
RAL 1007
(ral-1007)

RAL 1006
(ral-1006)

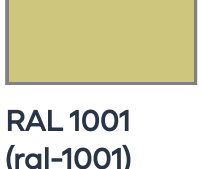
RAL 1005
(ral-1005)




RAL 1004
(ral-1004)



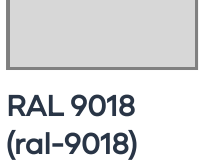
RAL 1002
(ral-1002)



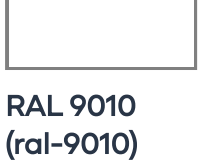
RAL 1001
(ral-1001)



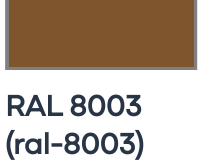
RAL 1000
(ral-1000)



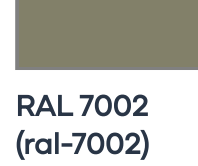
RAL 9018
(ral-9018)



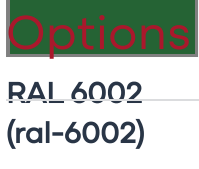
RAL 9010
(ral-9010)



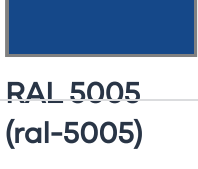
RAL 8003
(ral-8003)



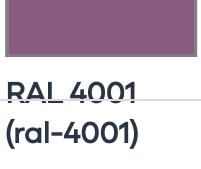
RAL 7002
(ral-7002)



RAL 6002
(ral-6002)



RAL 5005
(ral-5005)



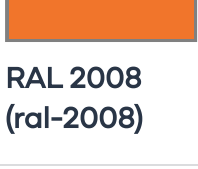
RAL 4001
(ral-4001)



RAL 3002
(ral-3002)



RAL 1018
(ral-1018)



RAL 2008
(ral-2008)

Accessory

Mountings

Mountings With A Power Supply