


ARTI STAR - Floodlight - Low Voltage Driver - LED High-Power - Stainless Steel - Anchor Base - Cap D - Height: 24"



Technical

CCT(K):	2700, 3000, 4000, 1500
CRI:	Ra > 80, R9 > 15, -, Ra > 90, R9 > 50
Lens:	Soft Focus, Rectilinear
Shielding:	Not included (Standard), Honeycomb Baffle
Wiring length:	5 Ft Leads, 25 Ft Lead
Input voltage:	120V, 120-277V

Light Source

Clear Filters

Light Source	Optic	CCT (K)	CRI	Input Power (W)	Delivered Lumens (Lm)	CBCP	MacAdam Ellipses (SDCM)	Operating Current (mA)	L70 (Hours)	L90B10 (Hours)	IES File	Diagram CONE
e64	Spot (°)	2700	Ra > 80, R9 > 15				2					
e65	Medium Flood (°)	3000	Ra > 80, R9 > 15				2					
e65	Narrow Spot (°)	3000	Ra > 80, R9 > 15				2					
e65	Spot (°)	3000	Ra > 80, R9 > 15				2					
e65	Spot (°)	3000	Ra > 80, R9 > 15				2					
e66	Medium Flood (°)	4000	Ra > 80, R9 > 15				2					
e66	Narrow Spot (°)	4000	Ra > 80, R9 > 15				2					
e66	Spot (°)	4000	Ra > 80, R9 > 15				2					
e66	Spot (°)	4000	Ra > 80, R9 > 15				2					
e74	Medium Flood (°)	1500	-				2					
e74	Narrow Spot (°)	1500	-				2					
e74	Spot (°)	1500	-				2					
e74	Spot (°)	1500	-				2					
e79	Medium Flood (°)	2700	Ra > 90, R9 > 50				2					
e79	Narrow Spot (°)	2700	Ra > 90, R9 > 50				2					
e79	Spot (°)	2700	Ra > 90, R9 > 50				2					
e79	Spot (°)	2700	Ra > 90, R9 > 50				2					
e80	Medium Flood (°)	3000	Ra > 90, R9 > 50				2					
e80	Narrow Spot (°)	3000	Ra > 90, R9 > 50				2					
e80	Spot (°)	3000	Ra > 90, R9 > 50				2					
e80	Spot (°)	3000	Ra > 90, R9 > 50				2					
e81	Medium Flood (°)	3500	Ra > 90, R9 > 50				2					
e81	Narrow Spot (°)	3500	Ra > 90, R9 > 50				2					
e81	Spot (°)	3500	Ra > 90, R9 > 50				2					
e81	Spot (°)	3500	Ra > 90, R9 > 50				2					
e64	Medium Flood (°)	2700	Ra > 80, R9 > 15				2					
e64	Narrow Spot (°)	2700	Ra > 80, R9 > 15				2					
e64	Spot (°)	2700	Ra > 80, R9 > 15				2					

Drivers

Clear Filters

Control	Input Power (W)	Input Voltage	Power Factor	THD (%)	Operation Ambient Temperature	InRush Current	Output Current	Output Power (Max-W)	Output Voltage (Range)	Dimming (Range)


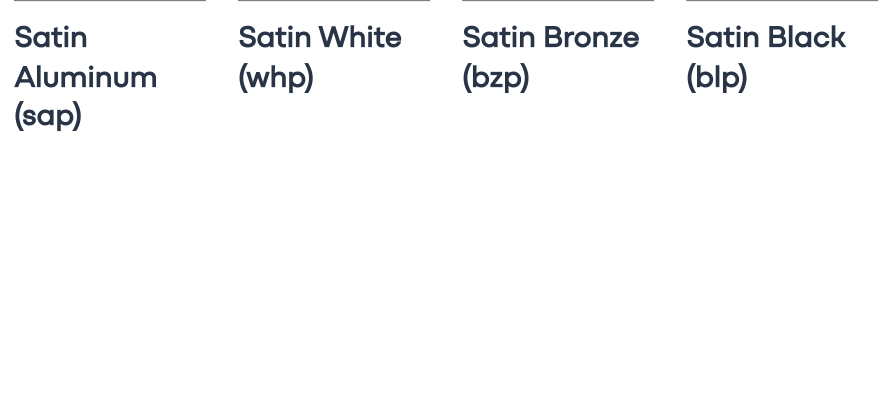
Transformer

Clear Filters


Control	Max Load (W)	Input Voltage	Power Factor	THD (%)	Operation Ambient Temperature	Output Current	Circuit Breaker	Min Load (W)
NON	20							
NON	10							
NON	75							
ELV, NON	60			95				

Finishes

STANDARD FINISHES




RAL COLORS



PREMIUM FINISHES



STAINLESS STEEL FINISHES



Options

Accessory

Mountings

Mountings With A Power Supply