

# ARTI STAR - Floodlight - Low Voltage Driver - LED High-Power - Aluminum - Anchor Base - Cap F - Height: 24"



## Technical

<b>CCT(K):</b>	2700, 3000, 4000, 1500
<b>CRI:</b>	Ra > 80, R9 > 15, -, Ra > 90, R9 > 50
<b>Lens:</b>	Soft Focus, Rectilinear
<b>Shielding:</b>	Not included (Standard), Honeycomb Baffle
<b>Wiring length:</b>	5 Ft Leads, 25 Ft Lead
<b>Input voltage:</b>	120V, 120-277V

## Light Source

Clear Filters

Light Source	Optic	CCT (K)	CRI	Input Power (W)	Delivered Lumens (Lm)	CBCP	MacAdam Ellipses (SDCM)	Operating Current (mA)	L70 (Hours)	L90B10 (Hours)	IES File	Diagram CONE
e64	Spot (°)	2700	Ra > 80, R9 > 15				2					
e65	Medium Flood (°)	3000	Ra > 80, R9 > 15				2					
e65	Narrow Spot (°)	3000	Ra > 80, R9 > 15				2					
e65	Spot (°)	3000	Ra > 80, R9 > 15				2					
e65	Spot (°)	3000	Ra > 80, R9 > 15				2					
e66	Medium Flood (°)	4000	Ra > 80, R9 > 15				2					
e66	Narrow Spot (°)	4000	Ra > 80, R9 > 15				2					
e66	Spot (°)	4000	Ra > 80, R9 > 15				2					
e66	Spot (°)	4000	Ra > 80, R9 > 15				2					
e74	Medium Flood (°)	1500	-				2					
e74	Narrow Spot (°)	1500	-				2					
e74	Spot (°)	1500	-				2					
e74	Spot (°)	1500	-				2					
e79	Medium Flood (°)	2700	Ra > 90, R9 > 50				2					
e79	Narrow Spot (°)	2700	Ra > 90, R9 > 50				2					
e79	Spot (°)	2700	Ra > 90, R9 > 50				2					
e79	Spot (°)	2700	Ra > 90, R9 > 50				2					
e80	Medium Flood (°)	3000	Ra > 90, R9 > 50				2					
e80	Narrow Spot (°)	3000	Ra > 90, R9 > 50				2					
e80	Spot (°)	3000	Ra > 90, R9 > 50				2					
e80	Spot (°)	3000	Ra > 90, R9 > 50				2					
e81	Medium Flood (°)	3500	Ra > 90, R9 > 50				2					
e81	Narrow Spot (°)	3500	Ra > 90, R9 > 50				2					
e81	Spot (°)	3500	Ra > 90, R9 > 50				2					
e81	Spot (°)	3500	Ra > 90, R9 > 50				2					
e64	Medium Flood (°)	2700	Ra > 80, R9 > 15				2					
e64	Narrow Spot (°)	2700	Ra > 80, R9 > 15				2					
e64	Spot (°)	2700	Ra > 80, R9 > 15				2					

## Drivers

Clear Filters

Control	Input Power (W)	Input Voltage	Power Factor	THD (%)	Operation Ambient Temperature	InRush Current	Output Current	Output Power (Max-W)	Output Voltage (Range)	Dimming (Range)

## Transformer

Clear Filters

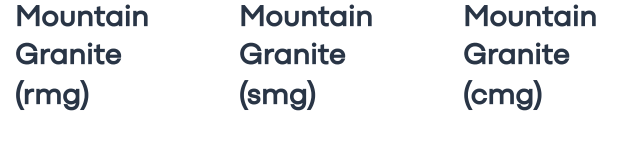

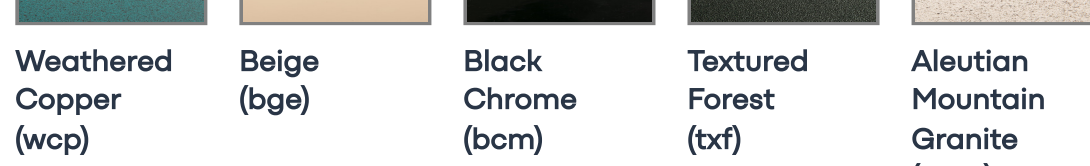

Control	Max Load (W)	Input Voltage	Power Factor	THD (%)	Operation Ambient Temperature	Output Current	Circuit Breaker	Min Load (W)
NON	20							
NON	10							
NON	75							
ELV, NON	60			95				

## Finishes

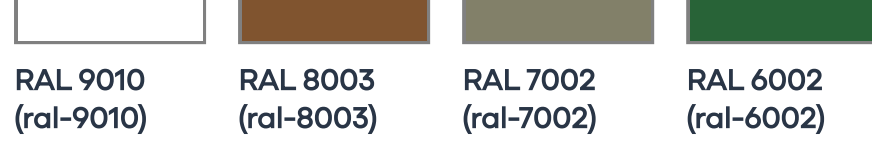
### STANDARD FINISHES



### PREMIUM FINISHES



### RAL COLORS



## Options

## Accessory

## Mountings

## Mountings With A Power Supply