


# ARTI STAR - Floodlight - Line Voltage Driver - LED COB - Brass - Anchor Base - Cap F - Height: 12"



## Technical

<b>Control:</b>	Non Dimming, ELV Dimming (For use with Electronic Low Voltage Dimmer), INC Dimming (For use with Incandescent Dimmer), 0-10V
<b>Lens:</b>	Clear (Standard), Soft Focus, Rectilinear
<b>Shielding:</b>	Not included (Standard), Honeycomb Baffle
<b>Input voltage:</b>	120-277V, 120V

## Light Source

Clear Filters

Light Source	Optic	CCT (K)	CRI	Input Power (W)	Delivered Lumens (Lm)	CBCP	MacAdam Ellipses (SDCM)	Operating Current (mA)	L70 (Hours)	L90B10 (Hours)	IES File	Diagram CONE
	Flood (°)	2700	Ra > 80, R9 > 15				2					
	Spot (°)	2700	Ra > 80, R9 > 15				2					
	Wide Flood (°)	2700	Ra > 80, R9 > 15				2					
	Flood (°)	3000	Ra > 80, R9 > 15				2					
	Spot (°)	3000	Ra > 80, R9 > 15				2					
	Wide Flood (°)	3000	Ra > 80, R9 > 15				2					
	Flood (°)	4000	Ra > 80, R9 > 15				2					
	Spot (°)	4000	Ra > 80, R9 > 15				2					
	Wide Flood (°)	4000	Ra > 80, R9 > 15				2					

## Drivers

Clear Filters

Control	Input Power (W)	Input Voltage	Power Factor	THD (%)	Operation Ambient Temperature	InRush Current	Output Current	Output Power (Max-W)	Output Voltage (Range)	Dimming (Range)


## Transformer

Clear Filters

Control	Max Load (W)	Input Voltage	Power Factor	THD (%)	Operation Ambient Temperature	Output Current	Circuit Breaker	Min Load (W)
NON	20							
NON	10							
NON	75							
ELV, NON	60			95				

## Finishes

### STANDARD FINISHES




### PREMIUM FINISHES



### RAL COLORS



### BRASS FINISHES



## Options

## Accessory

## Mountings

## Mountings With A Power Supply